

APPENDIX A

Observation

Date: _____

Filled out by: _____

Where did the observation happen? Indoors or outdoors? _____

In what area of the indoor or outdoor space did the observation occur? _____

Who was involved? _____

What time of day was it? _____

What happened to cause the conflict? Describe the event using children's names, and quote their conversations. _____

Do these children usually play well together? _____

Were the children taking turns talking to one another, or were they talking over one another during the conflict? Explain, using quotes. _____

Was there pushing, shoving, or hitting? _____

Did a child get hurt? Was an incident report filed? _____

Was there name-calling? _____

Were the children taking turns explaining what happened when discussing the problem with an adult?

Did the environment have enough supplies and materials for all the children to play successfully?

Was a separate place available where the children could go to problem solve and discuss this situation?

Who solved the problem, the children or the adult? _____

Were the children involved able to rejoin play successfully? _____

Next Steps

What were the skill assets? _____

What were the skill deficits? _____

Ideas for intentional teaching activities: _____

Ideas for environmental changes: _____

APPENDIX B

Peace Table Prompts



Child 1



Child 2



Tell your story



Listen




Child 1



Child 2



Tell your story



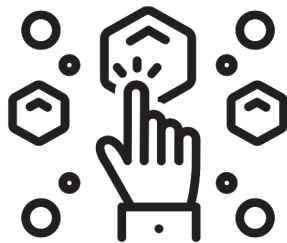
Listen



List solutions



Choose a solution



Declare peace together



Return to play




APPENDIX C

Writing Prompts

What would you do if . . .

. . . someone ripped your picture?



. . . someone knocked down your building?



. . . someone took your toy?



. . . someone shoved you down?



. . . you spilled your milk?




. . . someone called you a name?



. . . someone yelled at you?



. . . someone hit you?



. . . your ice-cream cone fell on the floor?



APPENDIX D

Sample Pizza-Theme Box Inventory Sheet

- 3 cardboard rounds
- 4 small plastic plates
- 1 Big Deal Pizza Shop sign
- 1 container of grated cheese (2-inch lengths of white yarn)
- 1 container of green pepper slices (C-shaped green felt)
- 1 container of pepperoni (small red felt circles 1.5 inches in diameter)
- 3 pads of paper
- 3 pencils
- 1 Pizza Sold Here sign
- 1 red-and-white check tablecloth
- 3 crusts (white flexible canvas circles)
- 3 tomato sauce pieces (red felt circles as large as the canvas crusts)
- 2 aprons
- 2 menus
- 2 phones
- 2 pictures of pizza
- Various denominations of play money

Last date used in the program: _____

Replenished on: _____

Replenished by: _____

APPENDIX E

Action Plan

Name of Program: _____

Class: _____

GOAL	STRATEGIES	WHO WILL DO IT	RESOURCES NEEDED	TIMETABLE	DATE COMPLETED
Communication					
Coping					
Community Building					
Conflict Resolution					
Confidence					
Curiosity					
Control					

Completed by: _____ Date: _____